

# Clinometer Pak 420

## 4-20mA Uniaxial Clinometer

The Clinometer Pak 420 is an economical uniaxial clinometer with 4-20 mA output, a rugged weatherproof enclosure and a wide range of applications. Its internal electrolytic

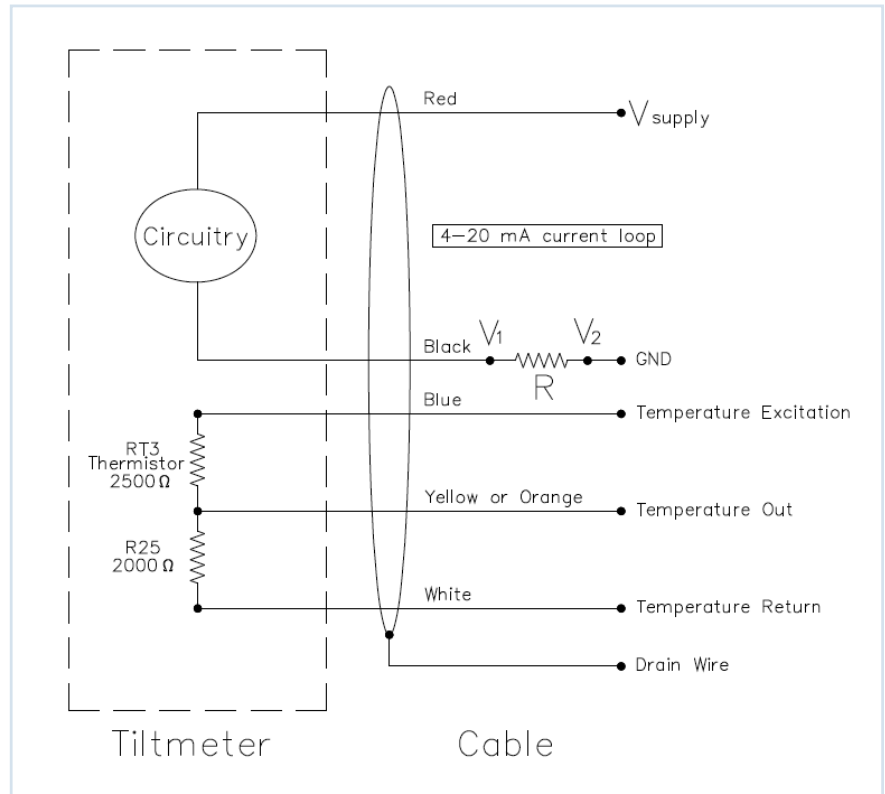
tilt sensor is gravity referenced and has no mechanical moving parts to break or wear out. You can install your clinometer anywhere without complicated levers or fixturing.



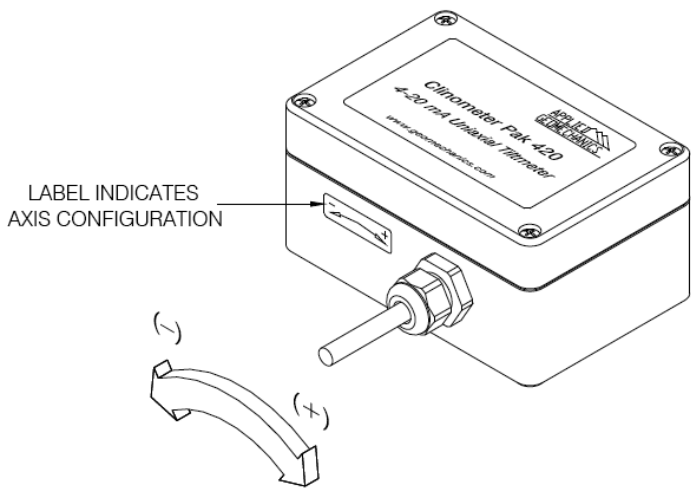
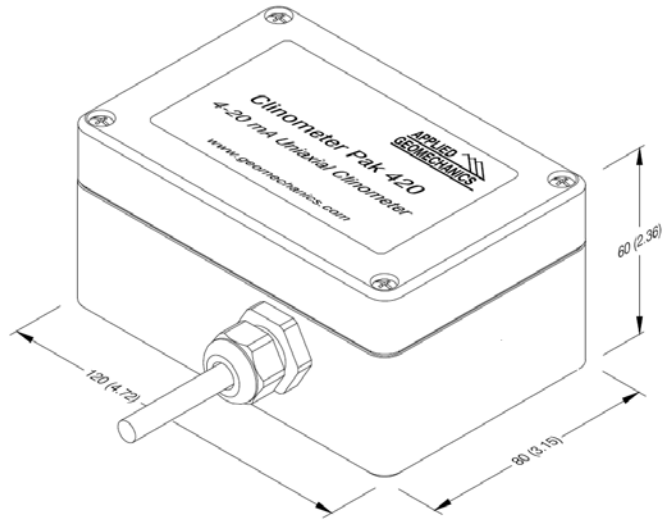
### ECONOMICAL UNIAXIAL CLINOMETER

The Clinometer Pak 420 is current loop powered, so measurements can be made over long cables using an economical 2-wire pair. As an added bonus, it measures temperature using a built-in thermistor. Some typical applications include:

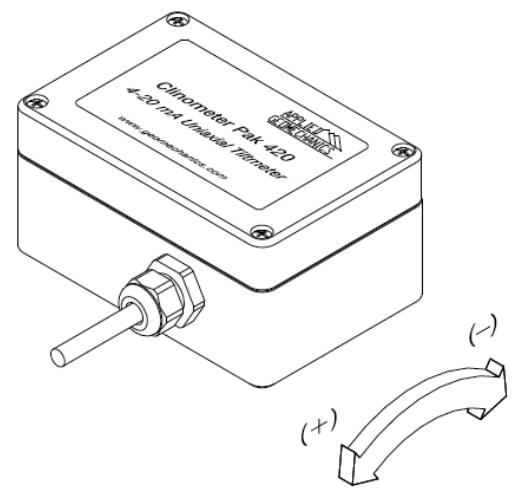
- Measuring the angular position of conveyers, booms, ramps and machinery (wide-angle version)
- Determining antenna tilt for error correction (high-gain version)
- Tracking pitch and roll of ships, buoys, ROVs and towfish (standard and wide-angle versions).



The Clinometer Pak 420 current signal is measured indirectly using a shunt resistor,  $R$ . Ohm's Law states that  $V1 - V2 = IR$ , where  $I$  is current in Amperes,  $R$  resistance in Ohms, and  $V1$  and  $V2$  the voltages measured on opposite sides of the shunt resistor. Temperature measurement using the onboard thermistor is diagrammed below.



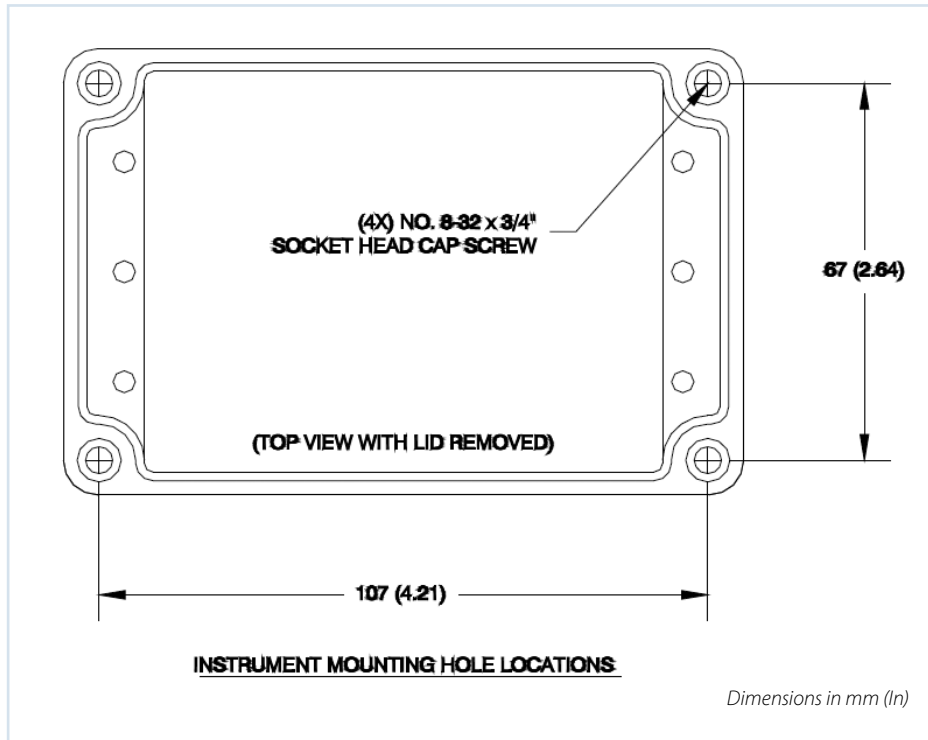
LONGITUDINAL CONFIGURATION



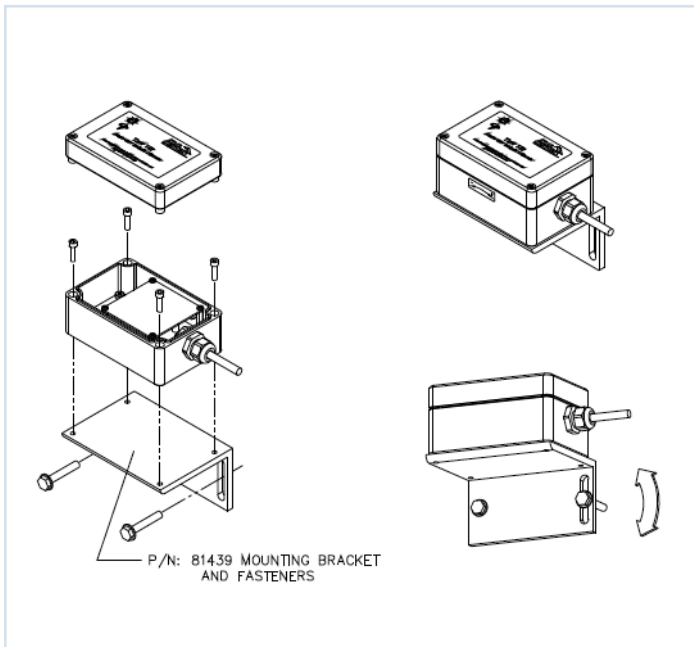
TRANSVERSE CONFIGURATION

Clinometer is available with either longitudinal or transverse tilt configuration.

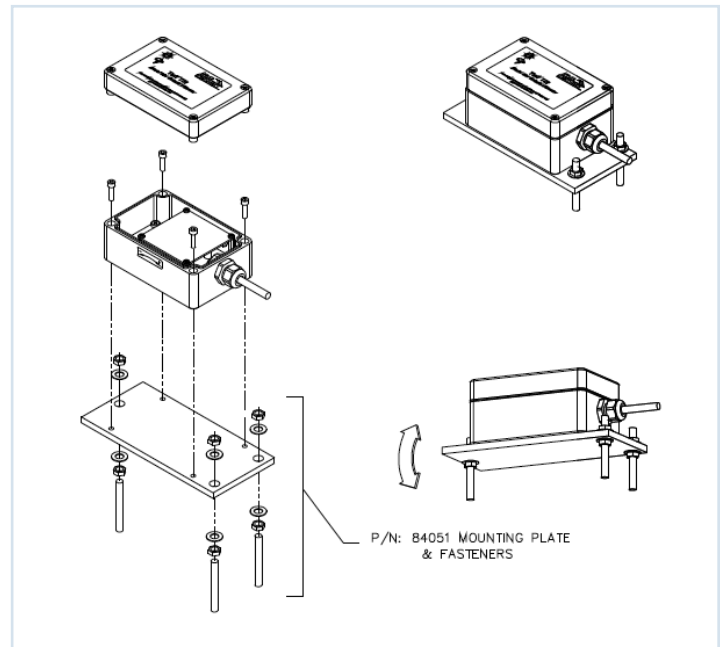
WIRE COLOR	FUNCTION
Red	Loop Power (Vsupply)
Black	Loop Return (Ground)
Blue	Temperature Excitation (up to 12V)
Yellow	Temperature Out
White	Temperature Return
Bare (Clear)	Drain Wire (Shield)



Mounting holes are accessed by removing lid of clinometer.  
Use 8-32 or 4 mm screws.



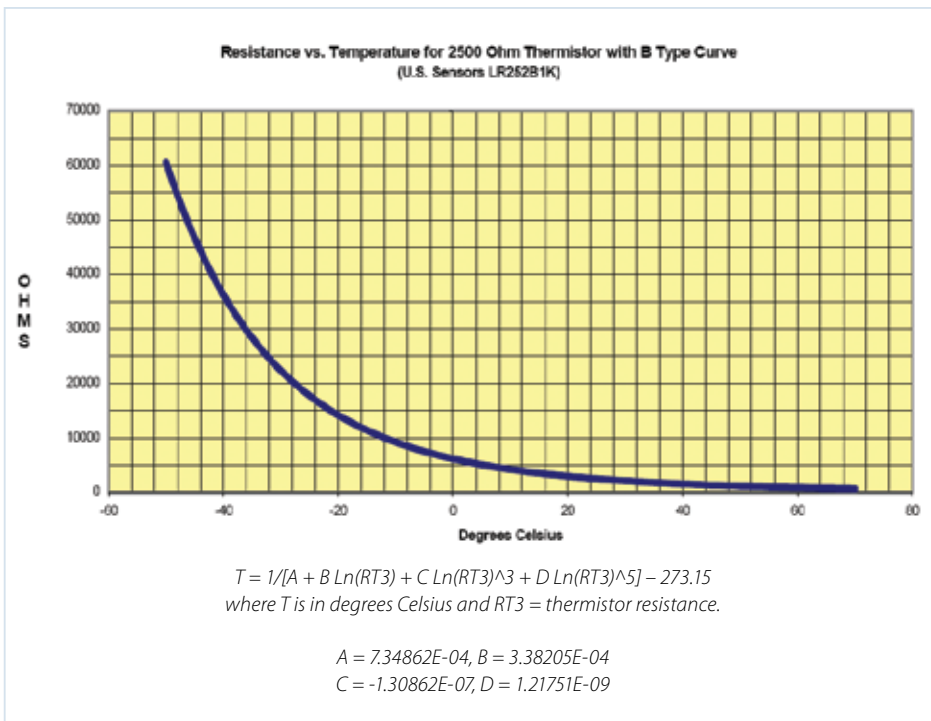
For mounting on vertical surfaces: Order the 81439 Mounting Bracket Assembly, which includes complete hardware.



For mounting on horizontal surfaces: Screw the clinometer directly to the surface, or order the 84051 Mounting Plate Assembly, which includes complete hardware.

	HIGH-GAIN VERSION	STANDARD VERSION	WIDE-ANGLE VERSION
<b>ANGULAR RANGE</b>	±10 degrees (20 degree span)	±25 degrees (50 degree span)	±50 degrees* (100 deg. span)
<b>SCALE FACTOR</b>	1.25°/ mA typical	3.125°/ mA typical	6.25°/ mA typical
<b>LINEARITY</b>	1% of full span	1% of half span, 2.5% of full span	1.2% of half span, 7.5% of full span
<b>RESOLUTION</b>	0.005 degree	0.01 degree	0.02 degree
<b>REPEATABILITY</b>	0.01 degree.	0.02 degree	< 0.04 degree
<b>HYSTERESIS</b>	< 0.02 degree	< 0.02 degree	< 0.04 degree
<b>TILT OUTPUT</b>	4-20 mA two-wire current loop		
<b>TIME CONSTANT, T</b>	150 msec; output is proportional to 1 - e <sup>-t/T</sup> where t = time in seconds		
<b>NATURAL FREQUENCY</b>	10 Hz; available with viscous sensor to damp vibrations		
<b>TEMPERATURE COEF.</b>	Span: +0.03%/ oC, Zero: 10-20 arc sec/ oC typical		
<b>POWER REQUIREMENT, VS</b>	(0.02 Ampere x R + 10 VDC) < Vs < 29 VDC where R is the resistance of the shunt resistor and loop wiring in Ohms		
<b>TEMPERATURE OUTPUT</b>	Temperature is measured with a 2500 Ohm thermistor, -50 to +150°C range		
<b>ENVIRONMENTAL</b>	-40° to +85°C operating and storage		
<b>ENCLOSURE &amp; MOUNTING</b>	Painted, die-cast aluminum box, 120 x 80 x 60 mm. Remove lid to access four mounting holes.		
<b>CABLE</b>	3m (10 ft), 5-conductor + one overall shield, PVC jacket, tinned ends		
<b>WEIGHT</b>	1 lb (0.4 kg)		

\* greater range available



#### ORDER CODES:

	TRANSVERSE TILT	LONGITUDINAL TILT
<b>HIGH GAIN</b>	98016-01	98016-04
<b>STANDARD</b>	98016-02	98016-05
<b>WIDE ANGLE</b>	98016-03	98016-06

#### USEFUL ACCESSORIES:

<b>81439</b>	Vertical mounting bracket
<b>84051</b>	Horizontal mounting plate
<b>70369</b>	Additional cable, specify length
<b>62204</b>	6-pin in-line receptacle
<b>62202</b>	6-socket in-line plug
<b>VISCDAMP</b>	Critically damped viscous sensor to filter vibrations

#### APPLIED GEOMECHANICS

140 Chestnut St.

San Francisco CA, 94111

T: 1+415-364-3200

F: 1+415-861-1448

Geomechanics.com

A CARBO Company

©2009 Applied Geomechanics, Inc. All Rights Reserved. 09.09/X

